

Welcome to Year 2



Welcome to Year 2



- Welcome
- Homework
- Reading records/Bug Club
- Useful information
- Espresso
- Daily mile
- Learning/SATS
- Christmas Play

Welcome to Year 2



We are looking forward to an exciting year with a wonderful group of children. We want to ensure that your child reaches his/her full potential- personally, emotionally, academically and socially- and we feel that this is best achieved when we work alongside parents.

The Year 2 team consists of:
Mr Edie and Mrs Rutter



Mrs Knighton



Mrs Hart



Mrs Rouse and Miss Baird

Attendance

Attendance has been proven to make an enormous difference to the progress that children are able to make in their time at school and therefore it is imperative that children are in school and on time as often as possible.

Welcome to Year 2



Homework and Homework Timetable

Weekly homework this year will be reading, spelling and times tables.

We ask that you support us by hearing your children read regularly and helping them learn their spellings and times tables.

We will send home new spellings each week on a Friday and the children will be assessed the following Wednesday.

The children will also focus on a set of times tables to, please could you ensure that they are learning these facts inside out and back to front. For example, do they know that $3 \times 2 = 6$, $2 \times 3 = 6$, $6 \div 3 = 2$ and $6 \div 2 = 3$?

There is also a choice of topic-based homework tasks, research or projects that can be completed over the half term.

Welcome to Year 2



Ways to help your child....



Bug Club

Log in details
stuck in reading
records.



Bug Notes



Words
don't
I'm
saw
looked
could
called

This book practises



Sounds

sh (as in shouted)
c (as in nice)
k (as in know)
ea (as in ready)
o (as in other)

Top Tip

Remember to give your
child lots of praise when
they read, like 'Fantastic!'
'I knew you could do it!'



Your child may need help
with these words:
**pterodactyls laughed
can't pushed tied
hero**

Have a go!

Spell-o-saurus

Does your child know how
to spell these dinosaur names?
Read them out and check
their answers.

**Pterodactyl Apatosaurus
Tyrannosaurus rex**

A good guess is great –
they may need help, but
you may be surprised!

Skill Builder

The title of this story,
'Dino-soaring' is a pun.
Does your child know
what 'to soar' means?
(Answer: Flying with
style!)

Bug Time fun is
on the back page!

Dino-soaring




Written and illustrated by Steve Smallman



"PARP!"

"Oh no!" said Stretch. "What a pong!"
It was no fun being a small apatosaurus in
a herd of pongy, grown-up apatosauruses!

Stretch looked up at the pterodactyls
in the sky. "If only I could fly!" he said.



Back



Read to me

Next

2/3 of 17






Why does Stretch want to fly?

Click on a thought bubble.

My feet hurt.

It is smelly
down here in
the herd.



I want to see
the sky.

I want to be
faster.

Done



Welcome to Year 2



Uniform

Uniform must be worn to school every day (unless the school is holding a special non-uniform event). If you are unsure of the correct school uniform, please see the policy that is on the school website. We ask that all children ensure that they are wearing footwear that is suitable for school and this footwear must be black. Please can all uniform, PE kit and other possessions be clearly named.

PE lessons and PE kit

The children will have two PE sessions a week on Monday and Friday. However, this is subject to change due to the weather etc. and children will need to have full PE kit including trainers/plimsolls (not the same shoes that they wear to school) in school every day. The correct PE kit is a plain white T shirt and black shorts (not leggings), they may also wear a jumper (not their school jumper) and plain jogging bottoms in colder months.

Welcome to Year 2



Lunch and snack

Your child will be provided with a piece of fruit or vegetable during their learning break. Year 2 children are entitled to a free hot school meal, or they may opt to bring a packed lunch to school.

Welcome to Year 2



Updates to your child's information (including contact details, medical information, allergies and image consent)

It is vitally important that we can contact you about your child and any concerns that we may have. Therefore, please ensure that the details that the school holds for your child is always up to date (especially mobile numbers).

Home School Review meetings

Home school review meetings will be held in the week beginning Monday 7th October.

Please feel free to chat with us at the end of the school day, if you have any more questions. If you ever have something that needs to be brought to our attention before the end of the day, please write a note so that your child can hand it to their class teacher in the morning. Whilst the start of the new school year is always busy, we hope you and your child are looking forward to what we're sure will be a very exciting year ahead.

Welcome to Year 2



How can I help my child?

There are many ways to support your child with their learning. Why not try some of these activities:

Enjoy sharing a book or story together.

Play outside or go for a walk and talk about what you notice.

Make sure that your child goes to bed at a reasonable time.

Encourage your child to follow up interests and talk about these interests.

Research information about topics that children are learning about in school.

Ways to help your child.....



Log in details
in homework
folders.

[Are you new?](#)[Explore Espresso's potential](#)[iPads & tablets](#)[Our guide to Curriculum 2014](#)

Explore our resources

Foundation [Literacy](#) [Maths](#) [World](#)[News](#)[PSED](#)[Arts](#)[Physical](#)Key Stage 1 [English](#) [Maths](#) [Science](#)[News](#)[History](#)[Geography](#)[PSHE](#)[Computing](#)[PE](#)[Music](#)[RE](#)[D&T](#)[Art](#)Key Stage 2 [English](#) [Maths](#) [Science](#)[News](#)[History](#)[Geography](#)[PSHE](#)[Computing](#)[Languages](#)[Music](#)[RE](#)[D&T](#)[Art](#)[PE](#)

Selected resources for Curriculum 2014

[Speed guides: Espresso's resource finder](#)[Lesson routes: Ready-made lessons!](#)[Foundation](#)[KS1](#)[KS2](#)[SATs](#)[Route creator - Make your own!](#)[Staffroom](#)[Assemblies](#)[Think and discuss](#)[Tools](#)[Home learning](#)

This week's highlights



Remembrance - a national school assembly

Join us live from the Tower of London at 2:30pm, 10th November

News picks



Feed the birds (P)

Brushing at school
(KS1)Troops come home
(KS2)

Daily challenge!

[Fullscreen](#)

Can you plan a healthy menu for a full day?

Game zone



Live! Remembrance assembly

Monday 10th November:
2:30pm. Live from the
Tower of London.
[Register to watch
online.](#)

Addition and subtraction



Videos



Activities



Factfiles



Printable
resources

Number bonds, number facts and mental strategies



PARENTS AND CARERS

The Daily Mile is a fully-inclusive, free and simple initiative which improves the physical and mental health of children. It's a social activity where the children run or jog, at their own pace, for 15 minutes every day and it improves focus in the classroom.

Read on below 



Year 2 Learning

English



Reading

- Your child will work on increasing their fluency using their phonics knowledge (knowledge of how sounds relate to letters).



Reading Comprehension

Fluency isn't everything! Children must also understand what they are reading and what is being read to them.

- Children in year 2 will listen to, discuss and give their own thoughts and opinions on a range of books including stories, non-fiction text and a wide range of poetry at a level beyond their own reading ability.
- Whilst reading independently, your child may be asked to check that their reading makes sense, make predictions about the type of book they are reading or the characters within it, answer and ask questions about their reading and make inferences. Inference involves using the clues in the story or picture to make a good guess. It involves figuring something out which isn't fully explained and draws on a child's existing knowledge of the world.
- Your child might also be asked to sequence events within a book and retell traditional and fairy stories with more detail.
- Looking at the structure of different non-fiction texts such as non-chronological reports and instructional texts helps children to use the correct structure in their own writing.
- Reading will help to extend children's vocabulary and your child may be asked to recite poems expressively, off by heart.



Writing and Spelling

- Your child's knowledge of graphemes (written form of sounds) will be building and they will be using these to spell words, eg. n-igh-t, b-r-ea-k or ch-a-m-p.
- Trickier words known as homophones may be taught in order for children to be aware that words can sound the same but have different spelling, e.g. knew and new.
- Spelling of trickier contracted words (shortened forms) such as 'we've', 'they'll', 'they've' might be taught with children learning how to use the possessive apostrophe e.g. the boy's bag (the bag belonging to the boy) or Lewis' pencils (if the word ends in an 's', the apostrophe follows it or sometimes an additional 's is added e.g. Lewis's pencils).
- Suffixes can be a letter or groups of letters added to the end of the word to change its meaning, such as: -ness, -ful, -ment, -ly and -less.
- Your child may learn how to add these suffixes to words and understand how adding can change the meaning of a word completely.




Handwriting

- Falling into bad habits with pencil grips can be a hard thing to correct later on, so it's best to start as we mean to go on and ensure your child is using the 'froggy fingers' pencil grip to ensure comfort and accuracy.



- Children will continue to work on forming lower case letters correctly, making sure they are all of a similar size and spacing between words is good too (this is the same case for capital letters and numbers). Your child may have already started in Year 1, but most children begin being taught how to join up in Year 2.



Writing - Composition

- Children will write a range of stories, non-fiction and poetry throughout the year.
- Generally, Year 2 children are encouraged to sustain writing for longer periods of time in comparison to Year 1.
- Before writing, children are reminded to plan what they will write in their head first so that their writing makes sense.
- Children will be encouraged to use more detailed descriptions in their writing and re-read their own and other's writing, looking for ways to edit and improve it.

Writing - Vocabulary, Grammar and Punctuation

- Your child will begin to learn how two words can be put together to create a new word, e.g. play + ground = playground or foot + ball = football, these are known as compound words.
 - In Year 2, children are generally encouraged to use more adverbs (describe the verb), by adding the suffix 'ly' to certain words, e.g. slow-ly, quick-ly, patient-ly.
 - They may learn different ways of joining ideas together to make longer, more detailed sentences using words such as when, if, because, or, and, but.
 - Your child may work on changing tenses and writing in a specific tense and consistent use of punctuation.
-

Christmas play

We will be starting to rehearse after half term.

We would appreciate your help in providing costumes, we will let you know what role your child will have as soon as possible.



Thank
you!

The image features the words "Thank you!" in a highly decorative, hand-drawn style. The letters are thick and outlined in black. Each letter is filled with a different color and contains internal patterns like zig-zags, wavy lines, or dots. The word "Thank" is positioned above "you!". The letters are surrounded by several stylized flowers in blue, pink, and light blue. A small, circular, patterned object is located at the bottom right, near the exclamation point.