



Welcome to Indian Queens Primary School

“Behold the day. It’s yours to make”



Our Reception Unit

Our Reception Unit is made up of two classrooms, Navaho and Hopi. Each class has one teacher Miss Fox and Miss Sabine. Both classes are supported by teaching assistants who work across both classes to support all children.

The reception classrooms are joined by double doors which are open during independent learning times, meaning that children have access to learning opportunities across two classrooms.

We have recently developed our outdoor learning space. This now incorporates some of the space behind Minpins, which means we can offer more outdoor learning opportunities to bigger numbers of children. We are also working with the Eden Project to develop a large area of scrub land at the back of the school.



8:40 am

Gates open

8:55am

Morning registration

9:05 am

Phonics

9:20 am

Independent learning and challenges

10:00 am

PE

10:30 am

Independent learning including snack

11:15 am

Maths

11:45 – 12: 45 am

Lunch and playtime

12:45am

Afternoon registration and golden tickets

1:00pm

Topic learning

1:15pm

Independent learning time

2:30 pm

Daily Drawing

2:45 pm

Class activity / story and singing

3:00 pm

Preparation for home time

3:15pm

School day ends



Phonics


What is Phonics?

Phonics is all about hearing and saying sounds. Children begin to understand that words are made up of different sounds (phonemes) and that these phonemes can be represented by letter/s (graphemes). As children are introduced to phonemes, they can begin to use them to read (decode) and spell words. Phonics is used to teach early reading and writing skills.

At Indian Queens phonics is taught using Letters and Sounds.

Phonics is taught everyday from
9.00 – 9.30.

We will go into more detail about the teaching of phonics
and how you can help during your
Learning Together Sessions.







Reading Books

Our reading scheme has been recently updated to ensure all books are phonetically decodable. Children will only be given a reading book when they have been taught all of Phase 2 sounds – again we will cover this in more detail in your Learning Together Sessions.

The reading books children bring home should be completely decodable and children should be quite fluent with these. We want to encourage to read successfully and have a love of reading. Reading at home is merely a practise of these skills, so it should not be challenging for children.





Independent Learning and Challenges

Independent Learning takes place after a short teaching input from the class teacher. This may be maths, Literacy, or project related. These times give children the opportunity to embed skills that they are learning and apply them to different activities that they are interested in.

Children can move between classrooms, develop friendships and learn to solve problems together. The classroom environment offers challenge to children to deepen their learning which is linked to direct teaching.

During these times in the day, children are responsible for organising resources, making sure that they have appropriate clothing on for an activity that they have chose (getting their coat to go outside or their apron for painting) and tidying up!

Here are some examples





Being Physical

PE is taught daily and the children are expected to change into their own PE kit and manage their belongings by October half term.

The development of gross motor skills such as, running, hopping, jumping etc is crucial to the development of fine motor skills which support writing. Therefore, by allowing children to become confident in making gross motor movements they will consequently find movements such as writing, threading, painting a lot easier.

The children also take part in the 'Daily Mile' scheme this gets children out of the classroom for fifteen minutes every day to run or jog, at their own pace, with their classmates, making them fitter, healthier, and more able to concentrate in the classroom.

Outdoor learning is available as a choice during independent learning time. Children can further their gross motor skills through use of the mud kitchen, digging in sand and pouring water down long pieces of guttering!



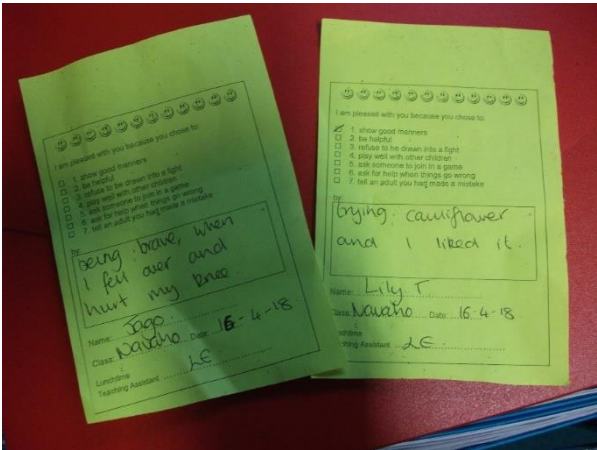


Rewards

At Indian Queens positive reinforcement such as praise and reward are used to reward and encourage behaviour. We believe that by focussing on positive behaviour and rewarding this promotes confidence, pride and a positive environment to be part of.



Mr. Fox



Toffee Bear



Learning Journey's and Observations



Tapestry is an online learning journey where we record evidence of your child's learning in school and allows you to share with us and celebrate your child's achievements at home.

We will look more closely at Tapestry during your Learning Together Sessions.

Please complete this online form to register your child – this needs to be completed by 26th June 2020

<https://forms.microsoft.com/FormsPro/Pages/ResponsePage.aspx?id=rVOWGVbBBUq60whMGjC2GNQzh8GyMTBDIM8-H3wZjiVUNlIXOU5LMjJZWFBKVzEyWVRGTUILWkgxOC4u>



Snack and School Lunch

School provide fruit and vegetables for morning snack along with a drink of milk. Please refrain from sending in snack from home.

We encourage all children to bring in their own water bottle from home.

Every child in Reception and Key Stage 1 is entitled to a free school meal. These are called **Universal Free School Meals** and are different from Free School Meals which are linked to the receipt of some benefits. If you think you qualify for Free School Meals, please speak to one of the team afterwards.

All our meals are cooked onsite and the menu can be found on our school website. There is always a vegetarian and jacket potato option if your child does not like the main meal.

You are also welcome to provide your child with a healthy packed lunch.



School Uniform

Uniform along with book bags etc can be purchased at <https://myclothing.com>

The school uniform consists of: - **Please label everything that comes to school**

Grey/black trousers or skirts,
Royal blue pullovers or cardigans,
White shirts/polo shirts.
Blue/white checked dresses (may be worn in the summer)

All footwear should be black in colour and well fitting (shoes not trainers).

Outdoor Learning

Wellington boots
Waterproof clothing

PE

Black shorts,
Plain white T-shirt
Black plimsolls/trainers
Track suit bottoms may be worn during winter months for outdoor PE but should not replace shorts.



Remember those labels





Getting ready for school



Read with your child every day.



Look for letters and numbers everywhere



Encourage your child to dress themselves.



I can put my coat on



Putting on their own coat



Going to the toilet independently



Taking turns



Recognising their own name



Using scissors



Finding their bookbag etc by themselves



If you have any questions or require further information,
please contact us using this email address

hello@indianqueensschool.org

Please put 'Starting School 2020 Question'
in the subject bar.

