

Music

Additional learning for KS2.

Don't forget to
post your learning
into Google
Classroom for
your class teacher
to see!





Activity 1

Use this BBC website to learn about pulse, rhythm, melody, tempo and pitch. There are opportunities to practice your singing and learn new skills.

<https://www.bbc.co.uk/bitesize/subjects/zwxhfg8>

Activity 2

Create your own band using only objects in your house. Find objects that have a different tone or pitch. When you tap them at the same time they should sound different.

Helpful Hint: The kitchen has lots of objects in it that create different tones.

<https://www.bbc.co.uk/programmes/p00yygix>

Stuck for ideas?
This video will help you.

Activity 3

If you play an instrument already take some time this week and learn a new skill, beat or song. Don't forget to upload a photo or video of you playing your instruments so your friends can see you play. Use these challenge cards to help you.

Music Challenge Cards

Highs and Lows
Choose any instrument to play the pattern below using the key to help you.

Key: ● High ● Low

Music Challenge Cards

Highs and Lows
Choose any instrument to play the pattern below using the key to help you.

Key: ● High ● Low

Music Challenge Cards

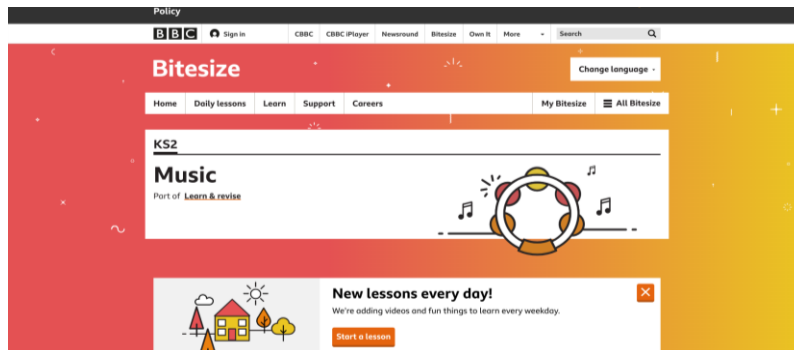
Sort It Out!
Sort out the instruments into these categories...

Tip: Ask a friend to check if you have done it right!

Music Challenge Cards

Sort It Out!
Sort out the instruments into these categories...

Tip: Ask a friend to check if you have done it right!



Year 3 & 4

Musical Instruments

Learn names of instruments and how to say I like/don't like (gustar), and but.

















Steps:

1. Have a go at completing the 'Instrumentos Musicales' box.
2. Use google to check your answers.
3. Se google to check if the instrument is masculine or feminine. El = masculine, La = feminine e.g. el arpa (M), la trumpeteta(F).
4. Learn the verb 'To like' –Gustar. This is a special verb because it is **reflexive**. So instead of saying I like the flute in Spanish you say 'it pleases me' **Me gusta la guitarra. I like the guitar.**
5. Learn how to say I don't like, what do you think it would be in Spanish based on what you learnt in step 4?
No me gusta el piano (I don't like the piano).
6. Learn the word for but (pero).
7. Practise saying I likebut I don't like (me gusta el organo pero no me gusta el triangulo (I like the organ, but I don't like the triangle).

Spanish Home Learning Ideas



Instrumentos Musicales

					
<input type="text"/>	<input type="text"/>	<input type="text"/>	<input type="text"/>	<input type="text"/>	<input type="text"/>
					
<input type="text"/>	<input type="text"/>	<input type="text"/>	<input type="text"/>	<input type="text"/>	<input type="text"/>
					
<input type="text"/>	<input type="text"/>	<input type="text"/>	<input type="text"/>		

clarinete - platillos - tambor - arpa - flauta - guitarra electrica - guitarra - organo - piano - saxofon - pandereta - tuba - triangulo - trumpeteta - violin - xilofono

Year 5 & 6

Musical Instruments

Learn names of instruments, how to say I like/don't like (gustar), and how to say I, he /she plays(tocar) an instrument.

Steps: Follow steps 1-7 on Year 3-4.

1. Learn the words for pronouns I =Yo, he= el, she =ella.
2. Learn the verb conjugation for:
I play= Yo toco
He plays= el toca
She plays= ella toca
3. Make sentences using the names of the instruments(they don't have to be true). Yo toco el violin I play the violin)
4. Have a go at saying 'I don't play
5. Write sentences:
I play the piano, but I don't play the trumpet.
He plays the xilofono, but he doesn't play the clarinet.
She plays the drums, but she doesn't play the tambourine.
- 6 Think of a musical instrument not shown in Instrumentos Musicales box and learn its name in Spanish.

KS2 Science

Seeing Sound with rice

Materials needed:

Glass/cup
Cling film
Elastic band
Dry rice
Musical instrument



Did you know?

Sound travels through the air in waves. Sound is made by air molecules vibrating. When you clap your hands, the air around your hands shakes. This is the air molecules vibrating.



Instructions:

1. Wrap the cling film over the top of the glass.
2. Secure the cling film with elastic bands - make sure it fits tightly.
3. Put some grains of rice on the cling film.
4. Play the instrument close to the glass.

You will see grains of rice vibrating on the cling film!



KS2 Comprehension

Listen to 'This Is Me' from The Greatest Showman.

<https://www.youtube.com/watch?v=CjxugyZCfuw>

Questions to consider:

1. Who are 'they' mentioned in the second line?
2. What does the word 'ashamed' mean?
3. What are her scars?
4. Why has she used the word scars?
5. Why does she use the word 'us'?
6. 'The bullets are people's words and judgements' is an example of a _____?
7. Do you like this song? Why?
8. What is the message of this song?
9. How would you describe this song in one word?
10. What lessons can we learn from this song today?



Vocabulary
Infer
Predict
Explain
Retrieve
Sequence

Year 3 & 4 Writing Challenge

Comprehension/ Fact file

Early Life

Ed Sheeran was born on 17th February 1991 in West Yorkshire. He writes songs, sings and plays the guitar. Sheeran learned to play the guitar while at primary school.

He and his family moved to Suffolk when he was young and he began writing songs at high school. Ed started recording music in 2004 and moved to London in 2008, playing in different venues around the city.

Career


In 2011, Ed was signed by Asylum Records. Not long after this, his first single, 'The A Team', was released and sold over 58 000 copies in the first week. The single was also very popular in many other countries around the world.

His first album was called '+', which featured many hits such as 'You Need Me, I Don't Need You' and 'Lego House'. After the huge success of this album, Sheeran won Brit awards in 2012. He also performed at the closing ceremony of the London 2012 Olympic Games.

In 2013, Sheeran supported Taylor Swift on her tour which saw his popularity rise in the USA. In June 2014, Sheeran got his first number one hit in the UK with 'Sing', and then his second album, 'x', was released. This album reached number one in both the UK and the USA.

Ed took a break from music and social media, before returning with his most recent album '+' in 2017. It went straight to number one in several countries around the world.

Sheeran was one of the main acts at Glastonbury Festival in 2017. He performed with his trademark loop pedal and guitar. Ed creates all the sounds on stage by himself, repeats them to build up the backing track then sings over the top.



Did You Know?

Ed has been awarded an MBE for his services to charity and music.

English Home Learning



1. Where was Ed born? Tick one.

- ☐ West Sussex
- ☐ West Yorkshire
- ☐ West London
- ☐ West Suffolk

2. True or False? Ed released a song called 'House'. Tick one.

- ☐ True
- ☐ False

3. Match up the correct facts:

- | | |
|----------|----------------------------------|
| In 2004, | he moved to London. |
| In 2008, | he started recording music. |
| In 2011, | he released '+'. |
| In 2017, | he was signed by Asylum records. |

4. What was the title of his first UK number one single?

1. What is Ed's full name?

2. What is Ed known for?

3. He started writing songs at:

- ☐ primary school
- ☐ high school
- ☐ college
- ☐ university

4. Ed went to Los Angeles in the year _____, where he was spotted by _____.


5. Which video-sharing website helped Ed's popularity to rise?

6. Why do you think performing his first single on UK television was a good idea?

Year 5 & 6 Writing Challenge

Comprehension/ Biography

Edward Christopher Sheeran, or Ed as he is better known, was born on 17th February 1991 in West Yorkshire. He is a guitarist, songwriter, singer and record producer. As a child, he began learning how to play the guitar and started writing his own songs whilst at high school. He recorded his first music in 2004 and moved to London in 2008.



Did You Know?

Ed has been awarded an MBE for his services to charity and music.

In 2010, Ed visited Los Angeles in America. It was on this trip that he was spotted by Jamie Foxx, an American singer, songwriter and producer. Jamie was very impressed with Ed's musical talent and invited him to record in his studio. Meanwhile, Sheeran's fan base was growing through his videos released on YouTube.

Ed's first album was called '+', and featured many hits such as 'You Need Me, I Don't Need You' and 'Lego House'. The album was very successful and within six months had sold over one million copies in the UK alone. After this success, Sheeran won Brit awards for Best British Male Solo Artist and British Breakthrough Act of the Year in 2012. He later supported Taylor Swift on her tour which saw his popularity rise in the USA.

In June 2014, Ed achieved his first number one hit in the UK with 'Sing', then released his second album, 'x'. This album was number one in both the UK and the USA, and he followed it with a world tour.

After winning more awards in 2015, Ed took a break from music and social media. He returned with his next album '+' in 2017. It went straight to number one in many countries around the world.

Sheeran headlined Glastonbury Festival in 2017. He performed with only his trademark loop pedal and guitar. Ed creates all the sounds on stage by himself, repeats them to build up the backing track, then sings over the top. His success continues to rise around the world.

- Research a famous singer/ musician.
 - Create a fact file using the same format as above:
- Early Life
Career
Did you know?

- Research a famous singer/ musician.
- Write a biography using the checklist.

used a question or interesting opening statement to hook the reader?
summarised the main events of the person's life in the first paragraph?
written in the past tense?
used third person pronouns?
written about key events in the person's life?
written about key influences in the person's life?
used the passive voice?


KS2 Maths Challenge



Key vocabulary:
Multiply
Times
Groups of
Inverse

Lets practise our multiplication skills!

Challenge 1



Jake wonders...
A library has 50 shelves.
Each shelf has 38 books. How
many books are there in the
library? Convince me.

Challenge 2

Envelopes are sold in packs of ten. A
supplier has 107 packs of envelopes.
How many envelopes has the supplier?
Prove it.



Challenge 3

A photo album contains 28 pages.
Each page can hold six photos. How
many photos can each album hold?
How do you know?



Challenge 4



Sophie thinks that $129 \times 45 = 8,165$.

How could she check the accuracy
of her answer?

Has Sophie made a mistake?
Explain.

I know that ...
because ...

I already know
that ... so ...

It must be ...
because ...

I think that ...
because ...

Music

Activity 1

Watch the video of the New Zealand All Blacks rugby team performing a Haka.

Think about these questions.

- What is the purpose of the chant?
- How do the team members use their voices and their bodies to convey meaning?
- Is there a strong beat? Which part of the world do they think this kind of chant originates from?

https://www.youtube.com/watch?v=6g3QbH_i2VU

Introduction

Songs of greeting are a feature of almost every culture across the globe and are a musical tradition that is understood universally. Songs of greeting can be joyful, dance-like, energetic, regal, celebratory or frightening depending on the context for which they were composed. The New Zealand All Blacks rugby team perform a world-famous greeting song before every game.

Activity 2

Locate on a map where New Zealand is in the world and identify its flag. Learn 5 facts about the country and its world-famous rugby team.



Why are so many famous movies filmed in New Zealand?

Activity 1

There are hundreds of influential musicians that have altered history one song at a time. One of those people was Beethoven! He was a composer and wrote his own magnificent music which has stood the test of time. He didn't come across as a musical genius when you met him in person, but people should have never judged a book by its cover! Use these resources to create a factfile about this classical composer and spend some time listening to and

My Ludwig van Beethoven Research Map

Fill in the map with facts or pictures from your research and make links between any that have a connection.
You could include questions you might research another day.

The research map consists of a central circular portrait of Ludwig van Beethoven. Four arrows point from the portrait to four rectangular boxes: one above, one to the right, one below, and one to the left. Additionally, there are two large rectangular boxes on the left side and one at the bottom, providing space for further research notes or questions.

[illegible]

Resources to support your learning

<https://www.bbc.co.uk/teach/ten-pieces/KS2-ludwig-van-beethoven-symphony-no-5-1st-movement/zrsf3k7>

For facts and sound clips use this link below
https://www.classicsforkids.com/composers/composer_profile.php?id=7

Activity 2

Choose your favourite music artist and learn about their early life, career and achievements. Create a bank of notes about your chosen artist and create a poster persuading people to listen to their music.

Activity 3

Use this link to learn about music from the past and throughout history.

<https://www.bbc.co.uk/teach/ks2-music/zfv96v4>