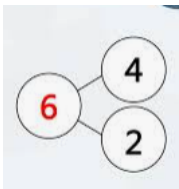
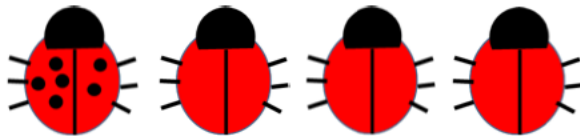






Week 10: Learning Project - The Rainforest Online

Age Range: EYFS

Weekly Reading Tasks	Weekly Phonics Tasks
<p>Monday- Watch Go Jetters: Amazon Rainforest. Can your child tell you where the tree frog was found? What sound did it make? Which rainforest insect steals the picnic? What happens when the tree frogs aren't there to eat the ants?</p> <p>Practise reading the following words. Write them onto flash cards to use at home. Like, going, big, come, went, was, dog</p>	<p>Monday- Ask your child to find different things around the house/garden. Can they segment each word into sounds i.e. c-u-p (cup), b-e-d (bed) t-ea (tea), ch-air (chair)? If they are able, they could write these too.</p>
<p>Tuesday- Help your child to look through cookery books for a recipe involving cocoa/chocolate. If you have the ingredients, make the sweet treat! Read keywords for this week (see Monday).</p>	<p>Tuesday- Think of words to describe the rainforest animals - each word should start with the same letter i.e. mad, munching monkey or large, loving lion.</p>
<p>Wednesday- Ask your child to use pictures from a familiar story book to make up their own story or to retell their favourite story. Read keywords for this week (see Monday).</p>	<p>Wednesday- Daily Phonics - Practise the sounds your child is working on and blend words. This can be oral blending (e.g. spoken out loud a-n-t) or written. Play s,a,t,p,i,n read and race to support confidence and fluency- see end of pack.</p>
<p>Thursday- Enjoy listening to online stories together including: Slowly Said the Sloth Read keywords for this week (see Monday).</p>	<p>Thursday- Play 'I Spy in the Rainforest'. '<i>I spy, with my little eye, something beginning with t</i>'. CHALLENGE: Change it to '<i>I spy, with my little eye, my word includes the digraph ee</i>' - 'Tree'.</p>
<p>Friday- Enjoy listening to online stories together including: The Tiger Who Came To Tea. Read keywords for this week (see Monday).</p>	<p>Friday- Play the Word Machine - Ask your child to read each word carefully. Match the correct word to the picture. If you get it right, you will hear a clap. Click 'Next' and have a go at another word.</p>
Weekly Writing Tasks	Weekly Maths Tasks- Number Recognition and Counting
<p>Monday- Say or write a list of all the animals you would find in the rainforest. CHALLENGE: Can your child think of an animal for each letter of the alphabet e.g. a=alligator, b=bird.</p>	<p>Monday- Use this tens frame to practise making different amounts. Or, your child can practice making amounts to 10 using different objects from the garden e.g. leaves. White Rose Weekly Maths White Rose Maths -click for Summer Term</p>

	guidance.
<p>Tuesday- Click here to watch Go Jetters Amazon Rainforest, South America</p> <p>Talk about the rainforest with your child and ask: What can you see? What can you hear? Ask your child to draw a picture of the rainforest and write a sentence about what they can see or hear.</p>	<p>Tuesday- Encourage your child to think about where we see 6,7,8 in everyday life and make collections of 6,7,8 objects.</p> <p>Draw a part-whole diagrams with one of the parts or the whole missing to represent different ways of making 6, 7 or 8.</p>  <p>White Rose Weekly Maths White Rose Maths -click for Summer Term guidance.</p>
<p>Wednesday- Use this animated letter formation tool to help your child practise letter formation. You can select those they find most challenging. Practise writing your first name and your surname. Practise writing the following letters, can you write them onto a line? r,a,i,n,f,o,r,e,s,t,. Take care with the letter 'f' make sure the 'tail' comes below the line.</p>	<p>Wednesday- Play this Ladybird Spots-Counting, Matching and Ordering Game. You can tailor the difficulty to your child's level.</p> <p>How many legs does the ladybird have? How many spots? Use counters to add 6 spots to the other ladybirds. Can you find more than one way to do it?</p>  <p>White Rose Weekly Maths White Rose Maths -click for Summer Term guidance.</p>
<p>Thursday- Using the story The Tiger Who Came To Tea, draw a picture of the tiger and label the picture using words to describe him e.g. stripy fur, sharp teeth.</p>	<p>Thursday Go on a mini beast hunt. How many legs can you see? Make drawings of the creatures you find. How many legs did you find?</p> <p>Try writing you own number sentences to represent the total numbers of legs.</p> <p>e.g 1 spider plus  1 ladybird  = ?? legs</p>
<p>Friday- Ask your child to create a rainforest animal mask then talk about the sounds that different animals make. CHALLENGE: Can they write a sentence to describe the animal e.g. <i>I like the monkey. He is cheeky. He jumps in the trees.</i></p>	<p>Friday- Use a teddy and count forwards and backwards making deliberate mistakes. Can your child spot the mistakes? Mistakes can include omitted numbers, repeated numbers or a number in the wrong place. CHALLENGE: Ask</p>

your child to spot the mistake when the numbers are written down.
[White Rose Weekly Maths](#) [White Rose Maths](#) -click for Summer Term guidance.

Learning Project - to be done throughout the week

The project this week aims to provide opportunities for your child to learn more about the world's rainforests. Learning may focus on the plants, animals and insects that inhabit the rainforest, food that originates there and weather patterns. It could look at plants and animals that can be found in the garden too.

Which Animals Live in the Rainforest?

- Watch this [video](#) about animals in the rainforest. Can your child tell you about some of the animals that live in the rainforest? Can they remember any facts? Can they describe the animals?.
- Ask your child to make their own explorers outfit (e.g. binoculars, sunhat, backpack) and head out to the garden or on your daily walk. What creatures can your child find? Are they similar to any you might see in the rainforest? Take photographs.



Draw or paint a picture of a Rainforest Animal

- Ask your child to draw or paint a picture of a rainforest animal.
-

Play the [Animal Jungle Quiz](#)

- Listen to the clues. Can you match the clue to the correct animal?
- Click [here](#) to create your own jungle. Drag the animals onto the picture. Where do you think the animals should go? Why? i.e. *on the ground, in the trees...*

Make a Collage of a Rainforest Animal

- Use collage to create your own rainforest animal using recycled materials from around the house.



Make an Animal Home

- Create an animal home e.g. a bug hotel using things from the garden. Use a plastic tub or cardboard box. Ask your child what the animal will need in the home in order to survive.

STEM Learning Opportunities #sciencefromhome

Rainforest Materials

- A rainforest has lots of tall trees and grows in warm countries that have a lot of rain. People use the wood from the trees to make paper and furniture. They also take lots of ingredients like sugar and oil to make food. [Here](#) you can find a list of food and ingredients that grow in rainforests.

What plants can we find in the garden? Can you name the different parts of a plant? Stem, leaves, branches, roots, flower? Try using some of the material found in your garden to make something useful. For example, [a nature paint brush](#).



Make your own Nature Paintbrushes - Painting with flowers and nature

How to make DIY nature paintbrushes. A simple stick craft and outdoor process art idea for kids. An easy activity for toddlers, preschoolers and older kids.

Photos Comments

Tried this Pin?
Add a photo to show how it went

Add photo

Mindfulness - Helping your child to have some focused mindfulness time is a great way to help them cope with any difficult feelings or emotions that they might be experiencing at the moment. Mindfulness activities also contribute to brain health and general wellbeing. Start with short amounts of time and build up as your child develops the ability to be still, calm and quiet.

You can use this [rainforest music](#) or sit outside in the garden with the sound of nature around you as your focus. Have your child sit or lie down in a comfortable position with their eyes closed. They might like to use a snuggly blanket, a cuddle toy or a cushion so that they feel cosy, safe and relaxed. Ask them to close their eyes and say still. All they need to do is listen to the music / sounds of nature. If any thoughts pop into their head, you can tell them that the thoughts are just like clouds and float away. Every time a thought comes along, just let it float away like a cloud and continue listening to the sounds. You can do this for 2 or 3 minutes every day, or for as long as your child feels able to focus.

Additional learning resources parents may wish to engage with

[White Rose Weekly Maths](#) [White Rose Maths](#) -click for Summer Term guidance

[Numbots](#). Your child can access this programme with their school login.

[IXL](#) Click on Maths, Reception. There are interactive games to play and guides for parents.


[Talk for Writing Home-school Booklets](#) are an excellent resource to support your child's speaking and listening, reading and writing skills.

#TheLearningProjects in collaboration with



www.robinhoodMAT.co.uk

s,a,t,p,i,n Read and Race



Instructions

1. Roll the dice.
2. Sound out to blend the word you land on.
3. Who will finish first?

The Tree Tops

Eagles soar above the canopy looking for birds and monkeys to eat.



Many of the animals which live in the tree tops never come down to the ground. If they did, they might not be able to climb back up the smooth tree-trunks.



Even ants climb all the way up here to pick leaves and take them down to their nests under the ground. They don't eat the leaves but use them to grow mushrooms to eat.

The Tree Tops

High up in the tree tops it is sunny and warm. There is no winter in the rainforest, so there are leaves, flowers and fruits to eat all year around.



Langurs are leaf-eating monkeys that live in the tree tops. Where there are leaves, there are bound to be caterpillars and the rainforest is full of glorious butterflies. Iguanas are leaf-eating lizards that climb up to feed and sunbathe.



There are wonderful fruits in the tree tops. Toucans, hornbills and parrots love to eat them and so do spider monkeys.



Hunters and Killers

Predators have to catch and kill other animals to survive. They need to detect their prey before it sees them. They then stalk, ambush or outrun it before it escapes, incapacitating it before it can do them harm.

Predators have very acute senses. Predators who hunt during the day rely on their brilliant eyesight to find prey. Nocturnal hunters use other skills such as hearing and smell or the ability to detect vibrations made by approaching animals.



Prey animals have their own defences and means of avoiding capture, such as camouflage.

Hunters and Killers

Red-Kneed Tarantula

As well as dry rocky places, the red-kneed tarantula lives in humid forests. During the day, it stays in its silk-lined burrow. After dark, it emerges to hunt for large insects or small invertebrates. It injects prey with venom that quickly causes paralysis.



Leopard

The leopard hunts by leaping on prey from above and killing it with a bite to the throat or neck.



Nile Crocodile

Lurking unseen in the water, crocodiles are capable of surprising bursts of speed as they lunge forwards to grab a drinking animal by the muzzle. They kill their catch by dragging it underwater until it drowns.



Disguise and Warning

Animals and insects use camouflage in an effort to avoid being eaten. Colour and shape either make an animal indistinguishable from its background or trick a predator into thinking it is dealing with something larger and more dangerous.

Some animals have colours and patterns that closely match their background. Some patterns seem bold and conspicuous but actually break up the animal's outline, making it impossible to see against the mosaic of leaves and twigs.

Another kind of camouflage is mimicry, with insects looking like twigs, bark and leaves. The disguise of many insects is so good, rather than wasting their time looking for them, flocks of birds just wave through the forest. Whatever small creatures one bird knocks off, the bird behind snaps up.



Disguise and Warning

Camouflage cat

Light-coloured fur with dark stripes, spots or blotches imitates the dappled effect of sunlight in the dense vegetation of the rainforest. Tigers rely on their ability to remain unseen as they stalk their prey.



Butterflies

Many butterflies have vivid patterns to warn predators that they taste unpleasant. Some harmless butterflies copy the appearance of bad tasting ones to trick predators into leaving them alone.

Poison arrow frog

The bright colours of this frog warn other animals that it is poisonous



Hidden Dangers

Lurking in the depths of the jungle, are animals and plants equipped with lethal, foul-tasting poisons. They either make the poison themselves or use what is in their food. Animals advertise that they are dangerous with bright colours.

Venomous creatures, such as snakes and spiders, need powerful venom to subdue prey that might inflict injury during a struggle.



Plants contain poison to prevent herbivores from eating their foliage. The only indication that their leaves are poisonous is their bad smell and taste. Animals soon learn not to eat them!



Among the Branches

Under the tree tops canopy, the vines wind among the tree branches. Everything that lives here has to be an expert climber.

Sloth

They move very slowly. They hang underneath branches, hooked on by their long curved claws. Sloths are rarely the right way up. Tiny plants live right inside the hairs on a sloth, this helps to make them hard to see among the leaves.



Flying Squirrels

They sleep in the day in tree holes. They can glide as far as 100 metres between trees. At dusk, they climb into the tree tops to feed on plant shoots, leaves and nuts.



Some animals can glide from tree to tree instead of leaping. Gliders are easy targets for birds so many of them are patterned to blend in with their surroundings. Most of them only come out at night.

Hidden Dangers

Cobra

The cobra is very poisonous. It hunts at dusk and in the early morning. Its front fangs inject a highly toxic venom. The poison is also fatal to people. When threatened, cobras rear up, hiss and puff out their hood.



African Giant Swallowtail

This is an enormous butterfly, it can have a wingspan up to 10 inches. It is very poisonous and is completely avoided by all its enemies.

Poison Plant

If a plant loses all its leaves, it is unable to take in carbon dioxide and make food. The leaves of the climbing "passion flower" plant contain several poisonous chemicals. Mammals will not eat it.